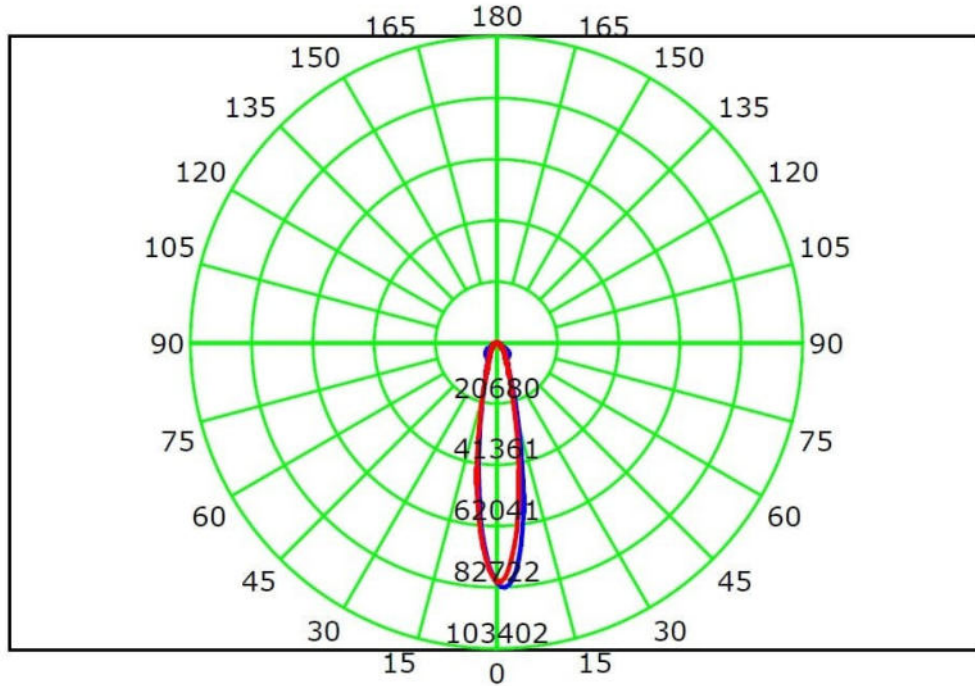


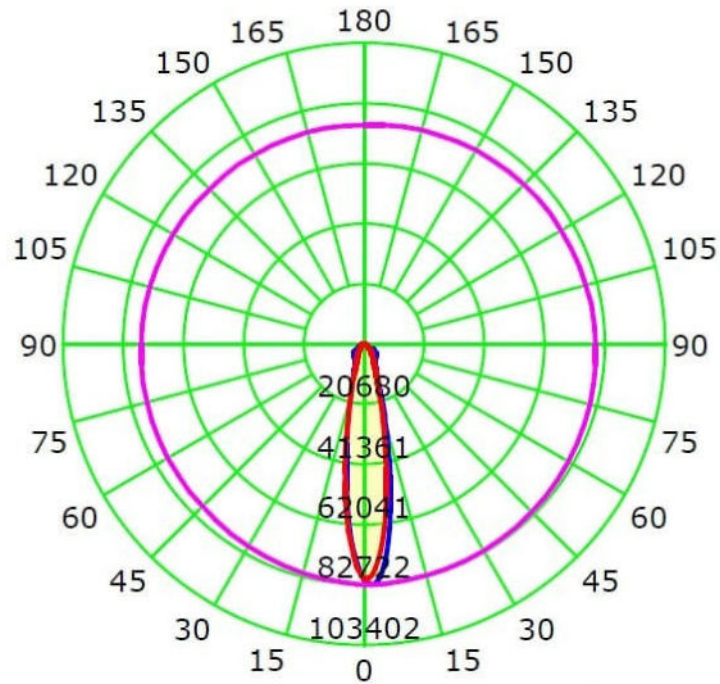


Diagramas Modulo Proyector MAGNUM Led 50W **180Lm/W** BRIDGELUX 25° [ALFL1381MG]

Luminous Intensity Distribution Curve



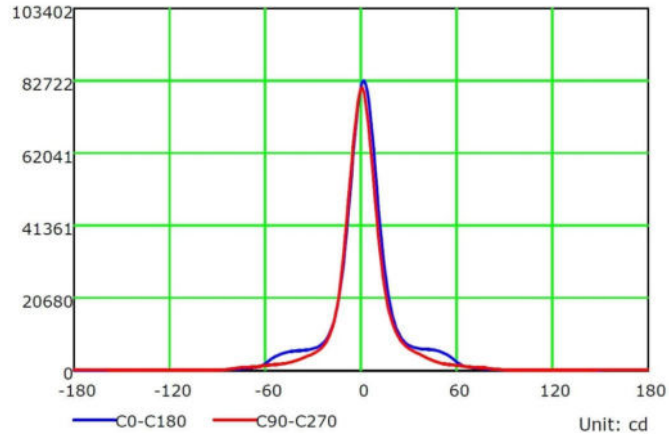
Luminous Intensity Distribution Curve



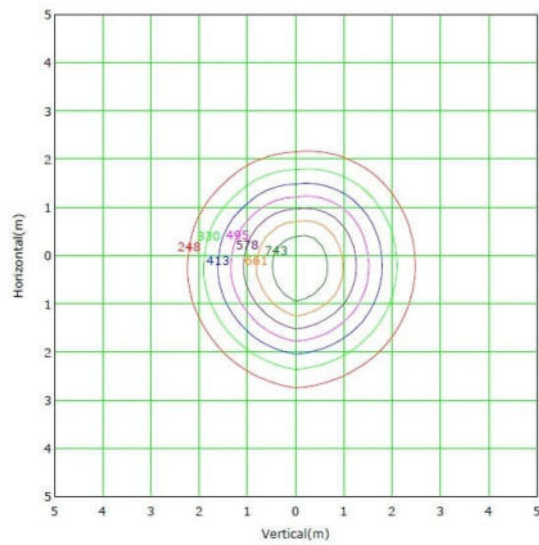
Unit: cd

Average Diffuse Angle(50%): 20.5°

— C0-C180 — C90-C270 — G2

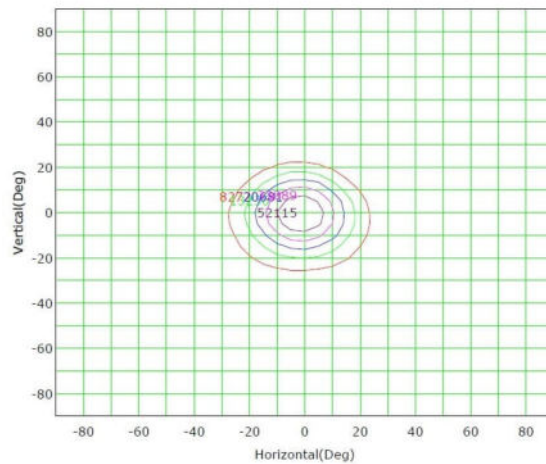


IsoLux Plot



- Mounting Height: 10.0m Max Lux(100%): 825.7 lx
- (30%): 247.7 lx
 - (40%): 330.3 lx
 - (50%): 412.9 lx
 - (60%): 495.4 lx
 - (70%): 578.0 lx
 - (80%): 660.6 lx
 - (90%): 743.1 lx
 - (100%): 825.7 lx
 - (120%): 990.9 lx
 - (150%): 1238.6 lx

Isocandela (rectangle)



- Imax (100%): 82722 cd
- (10%): 8272 cd
 - (16%): 13236 cd
 - (25%): 20681 cd
 - (40%): 33089 cd
 - (63%): 52115 cd
 - (100%): 82722 cd